

Features

- Current rating up to 1.6 A
- Inductance range: 10 to 6500 μ H
- Frequency range to 300 MHz
- RoHS compliant*

Applications

- EMI suppression

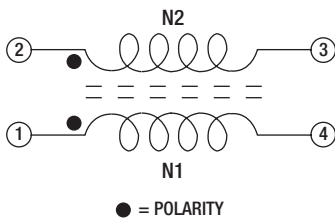
SRF0905 Series - Line Filter

Electrical Specifications @ 25 °C


Part Number	L (μ H) *	Leakage Ind. (μ H) Max.	DCR (Ω) max. (each winding)	Rated Voltage (Vdc)	Rated Current (A)	Impedance (Z)	
						Freq. Range (MHz)	Min. Value (Ω)
SRF0905-100Y	10 \pm 30 %	8	0.08	50	1.6	20 - 300	200
SRF0905-250Y	25 \pm 30 %	16	0.16	50	1.0	20 - 150	600
SRF0905-400Y	40 \pm 30 %	18	0.25	50	0.9	20 - 100	800
SRF0905-500Y	50 \pm 30 %	22	0.32	50	0.8	20 - 100	1500
SRF0905-251Y	250 \pm 50 %	0.11	0.13	50	1.2	3 - 20	600
SRF0905-471Y	470 \pm 50 %	0.12	0.14	50	1.1	2 - 20	1000
SRF0905-501Y	500 \pm 50 %	0.12	0.15	50	1.0	1 - 20	1000
SRF0905-102Y	1000 \pm 50 %	0.17	0.31	50	0.8	1 - 15	1500
SRF0905-202Y	2000 \pm 50 %	0.25	0.42	50	0.6	1 - 5	3000
SRF0905-472Y	4700 \pm 50 %	0.36	0.90	50	0.4	0.3 - 3	4000
SRF0905-652Y	6500 \pm 50 %	0.39	1.05	50	0.3	0.3 - 2	5000

* Test condition: 10 - 50 μ H, 0.1 V, 1 KHz; 250 - 6500 μ H, 5 mV, 100 KHz

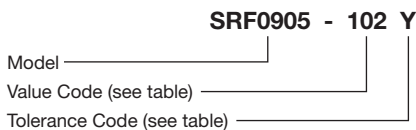
Schematic



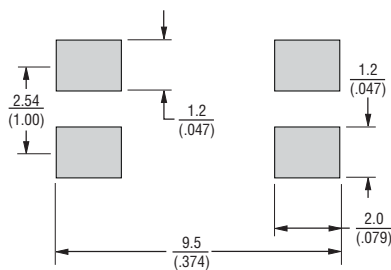
Typical Part Marking



How to Order



Recommended Layout



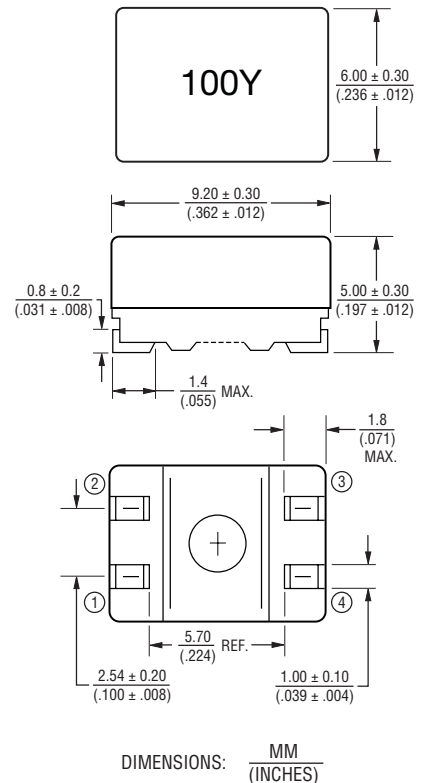
General Specifications

Temperature Rise .. 45 °C at rated current
 Hi-Pot 500 VAC, 60 Hz,
 3 mA max. for 3 seconds
 Operating Temperature
 -40 °C to +105 °C
 (Temperature rise included)
 Storage Temperature .. -40 °C to +105 °C
 Solderability 260 °C for 5 sec.
 (JEDEC J-STD-020D)

Materials

Core Material Ferrite
 Base LCP
 Wire Enameled copper
 Terminal coating Sn
 Packaging 1000 pcs. per 13-inch reel

Product Dimensions



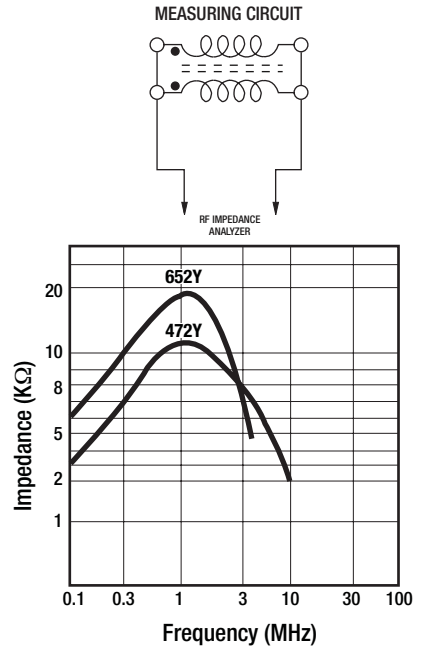
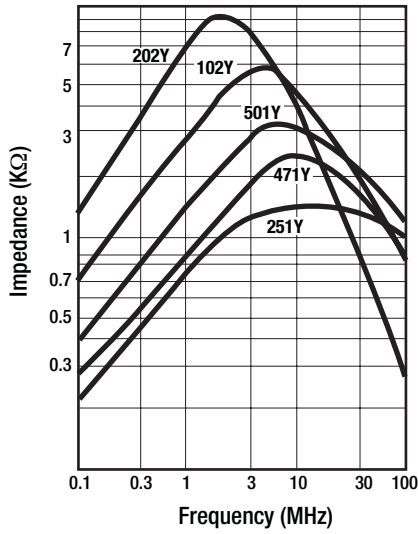
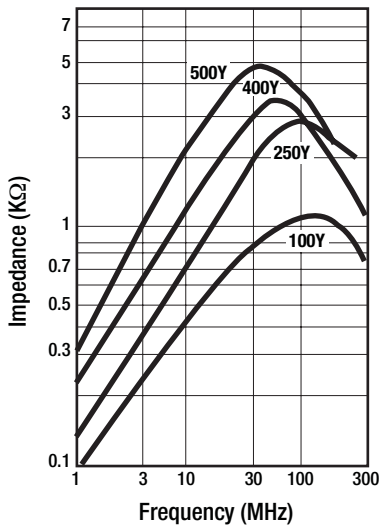
Asia-Pacific: Tel: +886-2 2562-4117 • Fax: +886-2 2562-4116
 Europe: Tel: +41-41 768 5555 • Fax: +41-41 768 5510
 The Americas: Tel: +1-951 781-5500 • Fax: +1-951 781-5700
www.bourns.com

*RoHS Directive 2002/95/EC Jan 27 2003 including Annex.
 Specifications are subject to change without notice.
 Customers should verify actual device performance in their specific applications

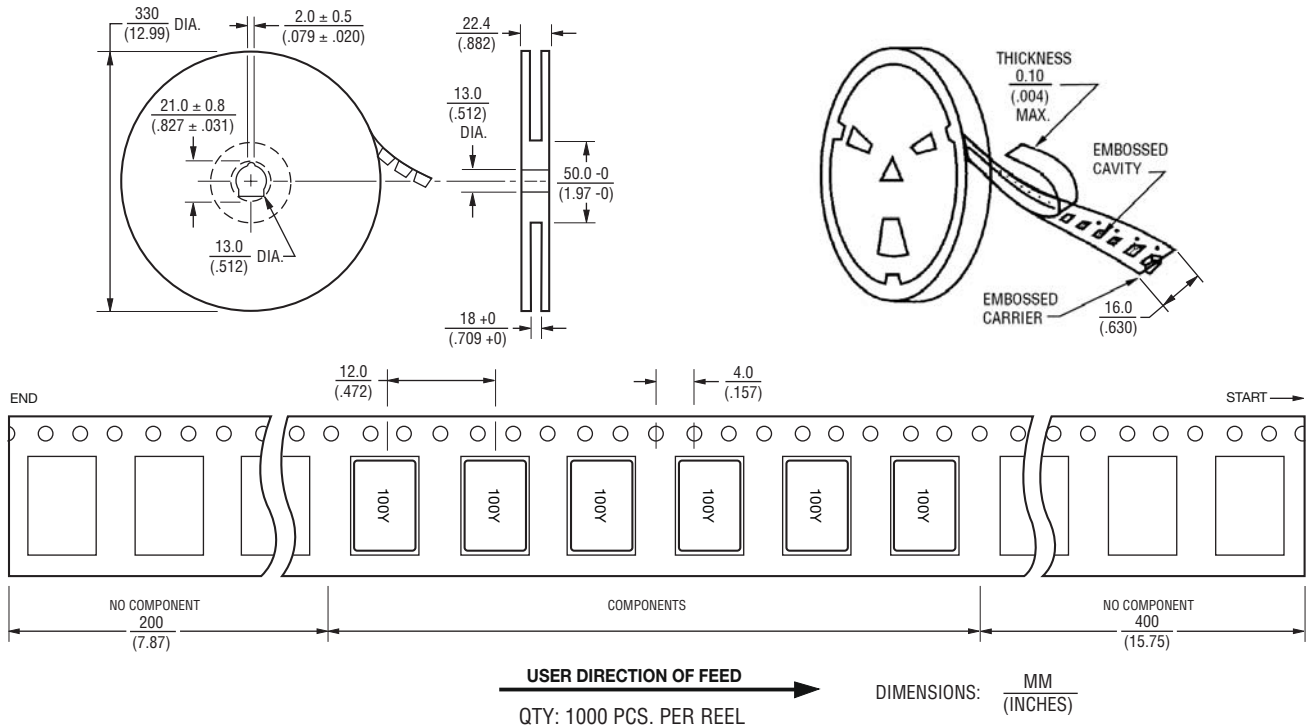
SRF0905 Series - Line Filter

BOURNS®

Impedance Graphs



Packaging Specifications



05/09

Specifications are subject to change without notice.
Customers should verify actual device performance in their specific applications